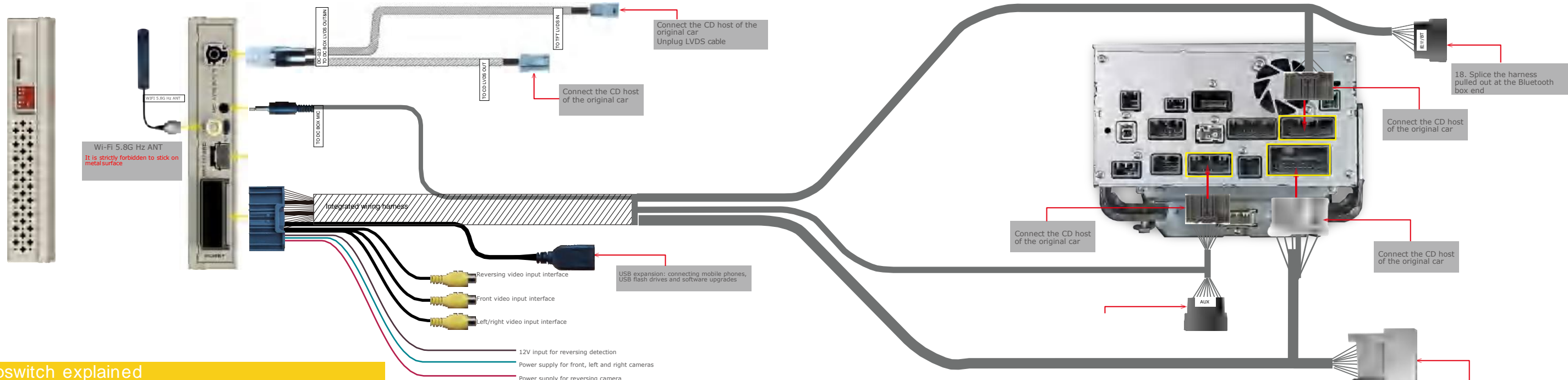


Schematic diagram of connection






Dipswitch explained

14-16 TLX
(8")

14 MDX
(8")

17 MDX
(8")



Description of key definition for dual display models



Voice awakening Answer Call End call

Control the media up and down

System volume increases System volume decreases

Press and hold for 2 seconds to enter the system page
Short press back to the HOME page of the system



Return to the previous level

Please select AUX mode before entering the system,
and then enter the system operation

Press and hold for 2 seconds to enter the system page
Short press back to the HOME page of the system

Press and hold for 2 seconds to enter the system page
Short press back to the HOME page of the system

Knob controls system APP
Press to enter the APP function
Left dial and right dial controls media up and down
Dialing up and down controls the cursor to move up and down

Double displays



ILX (2015 - 2018)



TLX (2015 - 2019)



TLX-L (2018)



RLX (2013 - 2018)



RDX (2016)



RDX (2014 - 2017)